

Laboratory Accreditation Resources and Tools

Sharon Hibbe, MPH, Laboratory Business Development
Manager, The Joint Commission

2020 Laboratory Roundtable Virtual Event
October 29, 2020



Topics for Today

- Resources for survey preparation
- Tools for continuous compliance
- Resources for support
- Demonstration of E-dition®

Resources for Survey Preparation



View The Standards E-dition®

– Request E-dition® Trial Standards

- Free 90-day access
- Print capabilities
- Filter by specialties via “Service Profile”
- Contact us at qualitylabs@jointcommission.org



E-dition® Laboratory Program

SKU# ELBSH

Site License

A site license provides access to all authorized staff of a single accredited organization. The site license allows all staff access to the product whenever they need it.

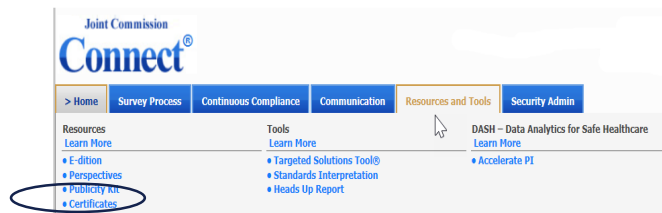
For large system orders, please contact us.

Download Renewal Instructions*

Software Program	Laboratory
Type:	
Software License	Site License
Type:	

– Purchase Hard Copy or Electronic Manual

- www.jcrinc.com
- *Comprehensive Accreditation Manual for Laboratory and Point-of-Care Testing (CAMLAB)*
- E-dition® electronic copy



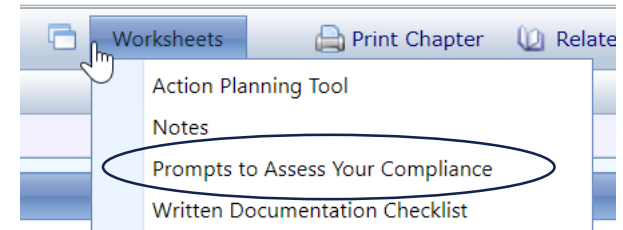
Prompts to Assess Your Compliance

Available electronically E-dition®
and by PDF formats

ENVIRONMENT OF CARE (EC)

PROMPTS TO ASSESS YOUR COMPLIANCE

Please Note: Tips do not represent new accreditation requirements. They are intended to provide helpful strategies for standard compliance.



PROMPTS	TIPS
<p>(EC.02.01.03) Is the no-smoking policy up-to-date and enforced as written?</p> <p>(EC.02.02.01) Have all hazardous materials and waste been identified and addressed in the spills and exposure plan?</p>	<p>Review inventory and evaluate all hazardous materials or waste; also evaluate laboratory's policy with managing such materials.</p>

For a PDF copy email us at: qualitylabs@jointcommmission.org

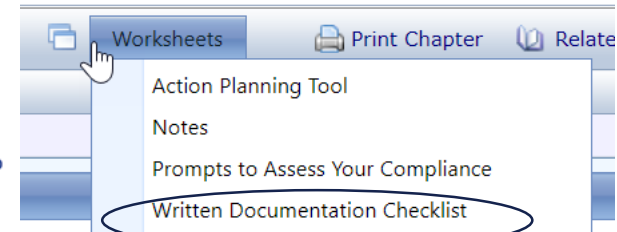
Written Documentation Checklist

Available electronically E-dition® and by PDF formats

WRITTEN DOCUMENTATION CHECKLIST

This worksheet lists element of performance (EPs) that require written documentation that a surveyor could ask to see during a survey to show compliance with a standard.

(Note: Documentation can be on paper or in an electronic format)



ENVIRONMENT OF CARE (EC)			
	STANDARD AND EP	REQUIRED WRITTEN DOCUMENTATION	DATE LAST VERIFIED
	EC.01.01.01, EP 3	The laboratory has a written plan for providing a safe environment for everyone who enters the laboratory's facilities. (See also EC.04.01.01, EP 15)	
	EC.01.01.01, EP 4	The laboratory has a written plan for providing a secure environment for everyone who enters the laboratory's facilities. (See also EC.04.01.01, EP 15)	
	EC.01.01.01, EP 5	The laboratory has a written plan for managing the following: Hazardous materials and waste. (See also EC.04.01.01, EP 15)	
	EC.01.01.01, EP 6	The laboratory has a written plan for managing the following: Fire safety. (See also EC.04.01.01, EP 15)	

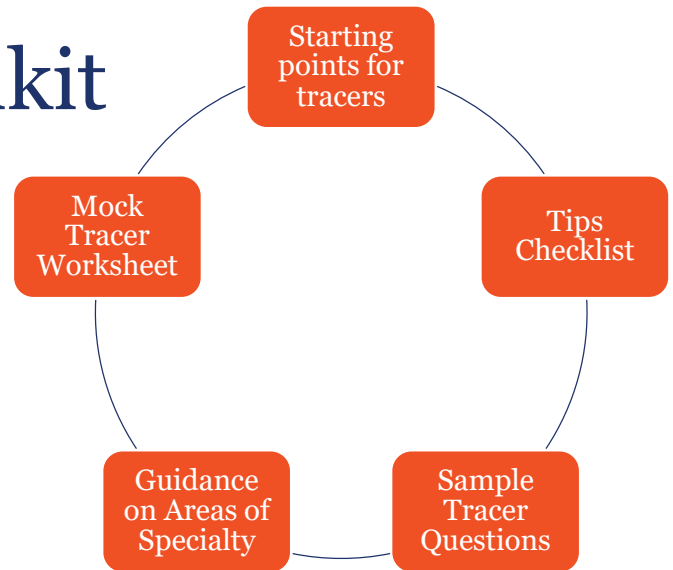
For a PDF copy email us at: qualitylabs@jointcommmission.org

Tracer Methodology Toolkit

Guidance for how to prepare for survey

For a copy email us at:

qualitylabs@jointcommmission.org



MOCK TRACER TRACKING WORKSHEET FOR LABORATORIES

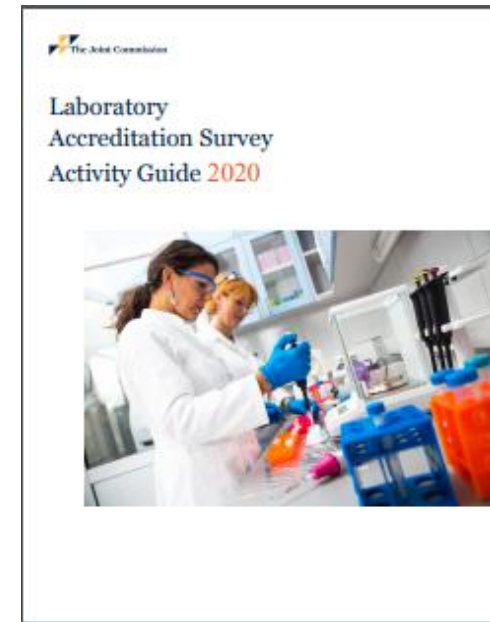
Use this worksheet to record notes and areas of concern that your team identifies while conducting your organization’s mock tracers. This information can be used to highlight a good practice or to determine issues that may require further follow-up. “Yes” or “No” indicates whether the staff member interviewed during the tracer answered the question correctly.

TRACER QUESTIONS	YES	NO	FOLLOW-UP NEEDED	COMMENTS OR NOTES
Describe your laboratory process to handle transfusion reactions				
What training and orientation have been provided to laboratory staff to handle transfusion reactions?				
What data and analysis have you done on the incidence of transfusion reactions in your organization?				
What measures have you introduced, if any, to reduce the incidence of transfusion reactions?				
What initial assessment do you perform for new transfusion patients?				
What were the specimen collection requirements for the tests performed for this tracer patient?				

Survey Activity Guide

- Includes:
 - Preparation tools for survey
 - Abstract of each survey activity
 - Overview of session
 - Session objectives
 - Logistical needs
 - Suggested participants
 - Indicates general order of sessions
 - Document List

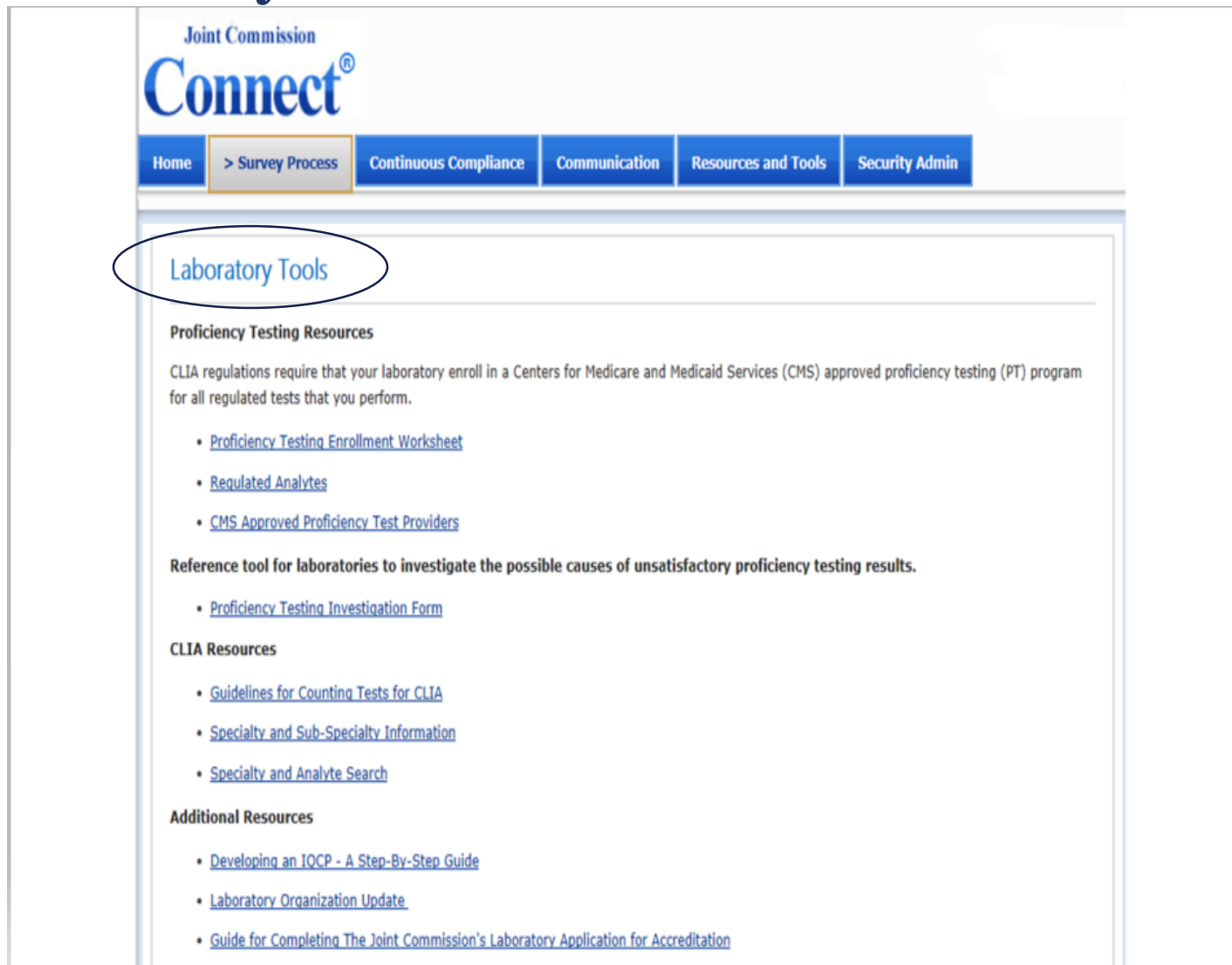
Available on Joint Commission Connect[®]
or
For a copy email us at:
qualitylabs@jointcommmission.org



Tools for Continuous Compliance



Laboratory Tools



The screenshot shows the Joint Commission Connect website. At the top, the logo "Joint Commission Connect" is displayed. Below the logo is a navigation menu with buttons for "Home", "> Survey Process", "Continuous Compliance", "Communication", "Resources and Tools", and "Security Admin". The "Survey Process" button is highlighted with a yellow border. Below the navigation menu, the "Laboratory Tools" section is circled in blue. This section contains the following content:

Laboratory Tools

Proficiency Testing Resources

CLIA regulations require that your laboratory enroll in a Centers for Medicare and Medicaid Services (CMS) approved proficiency testing (PT) program for all regulated tests that you perform.

- [Proficiency Testing Enrollment Worksheet](#)
- [Regulated Analytes](#)
- [CMS Approved Proficiency Test Providers](#)

Reference tool for laboratories to investigate the possible causes of unsatisfactory proficiency testing results.

- [Proficiency Testing Investigation Form](#)

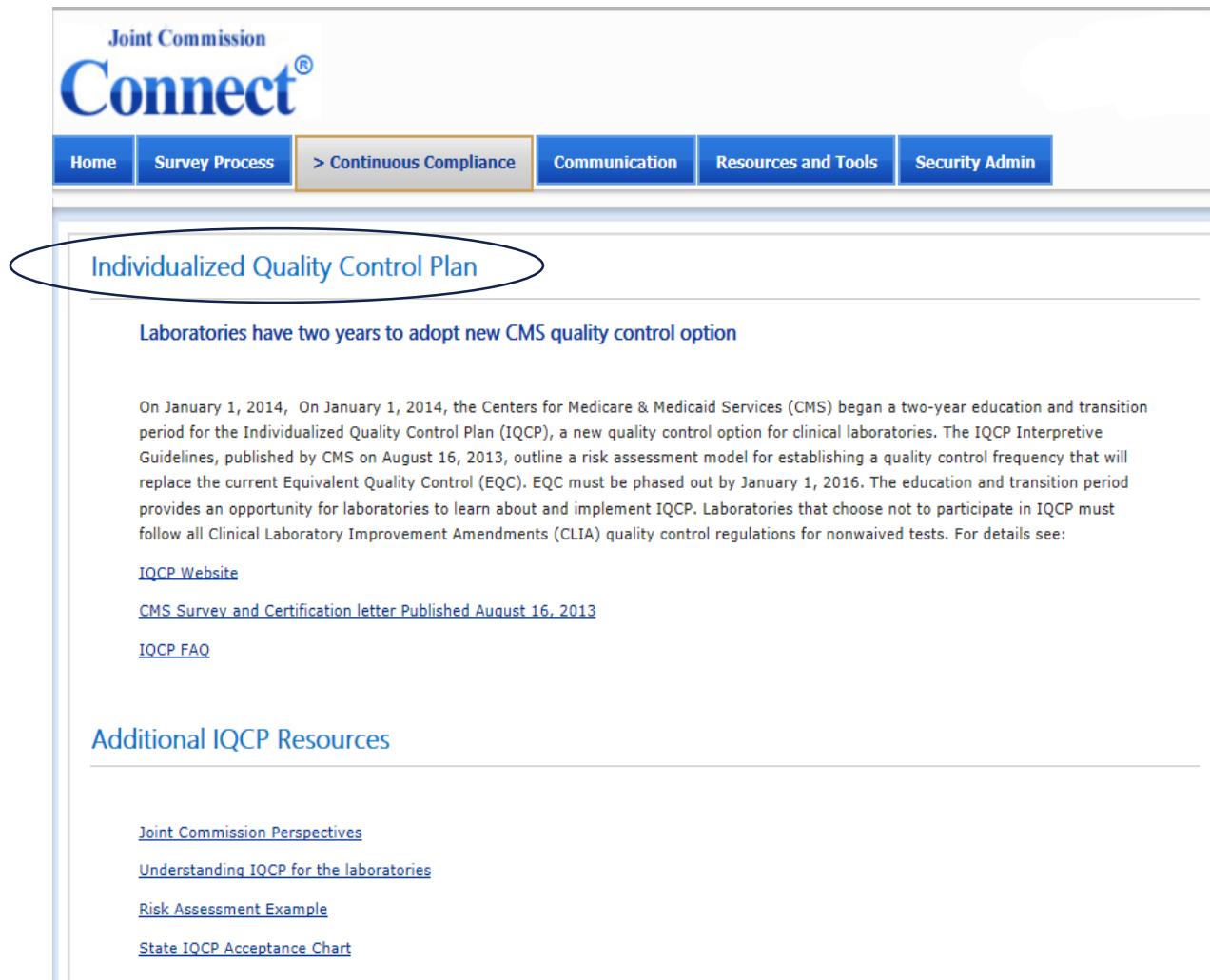
CLIA Resources

- [Guidelines for Counting Tests for CLIA](#)
- [Specialty and Sub-Specialty Information](#)
- [Specialty and Analyte Search](#)

Additional Resources

- [Developing an IQCP - A Step-By-Step Guide](#)
- [Laboratory Organization Update](#)
- [Guide for Completing The Joint Commission's Laboratory Application for Accreditation](#)

Individualized Quality Control Plan



The screenshot shows the Joint Commission Connect website. The top navigation bar includes links for Home, Survey Process, > Continuous Compliance (highlighted), Communication, Resources and Tools, and Security Admin. The main content area features a blue header for "Individualized Quality Control Plan" which is circled in blue. Below this header, there is a sub-header "Laboratories have two years to adopt new CMS quality control option" followed by a paragraph of text explaining the transition from EQC to IQCP. Several hyperlinks are provided: "IQCP Website", "CMS Survey and Certification letter Published August 16, 2013", "IQCP FAQ", "Additional IQCP Resources", "Joint Commission Perspectives", "Understanding IQCP for the laboratories", "Risk Assessment Example", and "State IQCP Acceptance Chart".

Joint Commission
Connect[®]

Home Survey Process > Continuous Compliance Communication Resources and Tools Security Admin

Individualized Quality Control Plan

Laboratories have two years to adopt new CMS quality control option

On January 1, 2014, the Centers for Medicare & Medicaid Services (CMS) began a two-year education and transition period for the Individualized Quality Control Plan (IQCP), a new quality control option for clinical laboratories. The IQCP Interpretive Guidelines, published by CMS on August 16, 2013, outline a risk assessment model for establishing a quality control frequency that will replace the current Equivalent Quality Control (EQC). EQC must be phased out by January 1, 2016. The education and transition period provides an opportunity for laboratories to learn about and implement IQCP. Laboratories that choose not to participate in IQCP must follow all Clinical Laboratory Improvement Amendments (CLIA) quality control regulations for nonwaived tests. For details see:

[IQCP Website](#)

[CMS Survey and Certification letter Published August 16, 2013](#)

[IQCP FAQ](#)

Additional IQCP Resources

[Joint Commission Perspectives](#)

[Understanding IQCP for the laboratories](#)

[Risk Assessment Example](#)

[State IQCP Acceptance Chart](#)

Intracycle Monitoring (ICM) Process

To learn more access Page ACC-63 of the *CAMLAB*.

Joint Commission
Connect[®]

Home | **Survey Process** | > Continuous Compliance | Communication | Resources and Tools | Security Admin

Pre-Survey Learn More	Post-Survey Learn More	Customer Feedback Learn More	Contracts and Billing Learn More
<ul style="list-style-type: none">• Survey Planning Tools• Survey Activity Guide	<ul style="list-style-type: none">• Evidence of Standards Compliance• Measure of Success• Plan of Correction• Accreditation Report and Letter• Accreditation SAFER™ Matrix• Accreditation Record Review Reports	<ul style="list-style-type: none">• Evaluations	<ul style="list-style-type: none">• Contracts• Fee, Billing and Invoice Information• Pricing Schedule
Quality Check [®] Learn More	Application for Accreditation Learn More	Continuous Compliance Tools Learn More	
<ul style="list-style-type: none">• Your Quality Report• What's New in Quality Report• Updated Quality Information• Organization Commentary	<ul style="list-style-type: none">• General Application• Lab Application	<ul style="list-style-type: none">• Intracycle Monitoring (ICM)• Statement of Conditions• Laboratory Tools• Individualized Quality Control Plan• Corporate Portal• Clarification Instructions	

Targeted Solutions Tool®

www.centerfortransforminghealthcare.org/products-and-services/targeted-solutions-tool/

Joint Commission
Connect®

> Home Survey Process Continuous Compliance Communication **Resources and Tools** Security Admin

Resources
[Learn More](#)

- E-dition
- Perspectives
- Publicity Kit
- Certificates

Tools
[Learn More](#)

- **Targeted Solutions Tool®**
- Standards Interpretation
- Heads Up Report

DASH – Data Analytics for Safe Healthcare
[Learn More](#)

- Accelerate PI

Targeted Solutions Tool (TST)

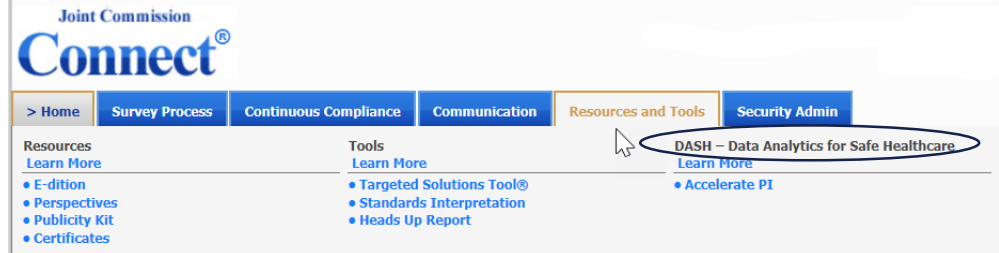
Find out why you're not getting the results you need.

Safety problems in health care persist because they are complex. Unless we understand the true reasons why something isn't working, we will constantly struggle to improve it. Our TSTs help you identify barriers to success and find the right solutions to overcome these.



DASH™ – Data Analytics for Safe Healthcare

www.jointcommission.org/performance-improvement/joint-commission/dash/



Using the data **DASH** provides can be a driver for growth, change and success by:



Saving time



Boosting efficiency



Providing dynamic visuals to focus on areas that need the most attention

DASH – Provides:

- System view of labs
- Assess trends
- Compliance
- Risk mitigation



Resources for Support



Joint Commission Connect[®] — Lab E-App

The screenshot displays the Joint Commission Connect website interface. At the top left is the logo "Joint Commission Connect[®]". Below the logo is a navigation bar with several tabs: "> Home", "Survey Process" (highlighted in orange), "Continuous Compliance", "Communication", "Resources and Tools", and "Security Admin". A mouse cursor is positioned over the "Survey Process" tab. Below the navigation bar, the content is organized into a grid of four columns. The first column is titled "Pre-Survey" with a "Learn More" link and contains two items: "Survey Planning Tools" and "Survey Activity Guide". The second column is titled "Post-Survey" with a "Learn More" link and contains five items: "Evidence of Standards Compliance", "Measure of Success", "Plan of Correction", "Accreditation Report and Letter", and "Accreditation SAFER[™] Matrix". The third column is titled "Customer Feedback" with a "Learn More" link and contains one item: "Evaluations". The fourth column is titled "Contracts and Billing" with a "Learn More" link and contains three items: "Contracts", "Fee, Billing and Invoice Information", and "Pricing Schedule". Below these columns, there are three more sections. The first section is titled "Quality Check[®]" with a "Learn More" link and contains four items: "Your Quality Report", "What's New in Quality Report", "Updated Quality Information", and "Organization Commentary". The second section is titled "Application for Accreditation" with a "Learn More" link and contains two items: "General Application" and "Lab Application" (which is circled in black). The third section is titled "Continuous Compliance Tools" with a "Learn More" link and contains six items: "Intracycle Monitoring(ICM)", "Statement of Conditions", "Laboratory Tools", "Individualized Quality Control Plan", "Corporate Portal", and "Clarification Instructions".

Pre-Survey Learn More	Post-Survey Learn More	Customer Feedback Learn More	Contracts and Billing Learn More
<ul style="list-style-type: none">• Survey Planning Tools• Survey Activity Guide	<ul style="list-style-type: none">• Evidence of Standards Compliance• Measure of Success• Plan of Correction• Accreditation Report and Letter• Accreditation SAFER[™] Matrix	<ul style="list-style-type: none">• Evaluations	<ul style="list-style-type: none">• Contracts• Fee, Billing and Invoice Information• Pricing Schedule
Quality Check[®] Learn More	Application for Accreditation Learn More	Continuous Compliance Tools Learn More	
<ul style="list-style-type: none">• Your Quality Report• What's New in Quality Report• Updated Quality Information• Organization Commentary	<ul style="list-style-type: none">• General Application• Lab Application	<ul style="list-style-type: none">• Intracycle Monitoring(ICM)• Statement of Conditions• Laboratory Tools• Individualized Quality Control Plan• Corporate Portal• Clarification Instructions	

Standards Interpretation Group

- Access to our hospital and laboratory accreditation standards experts
- Available to answer specific questions about standards and how they are interpreted to make sure your objectives are clear
- Simple online form submission system to easily track your inquiries



www.jointcommission.org/standards/standard-faqs/

Webinar Replays & Upcoming Webinars

www.jointcommission.org

Home > Resources > News & Multimedia > Webinars

Webinar Replays & Upcoming Webinars

We can help you learn more about how to become accredited or certified. Our free webinars connect you to helpful experts and the information you need. Attend live or access replays at your convenience.



Past Webinar Topics:



Tracing the Way to Better Patient Care from the Laboratorian's View



Achieving Gold Seal Accreditation for Your IVF Lab



What to Expect on Your First Accreditation Survey



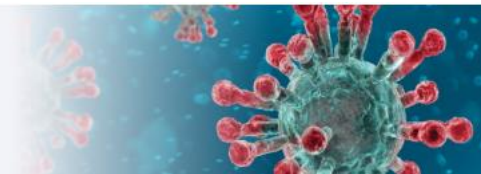
How Joint Commission Accreditation Can Help Your Organization Identify Risk

COVID-19 Resources

- www.jointcommission.org/covid-19/
- The Joint Commission FAQs
- The Joint Commission Q&A Webinars
- Resources
 - CDC
 - FDA
 - CMS

Coronavirus (COVID-19)

Trusted Guidance. Trusted Resources.



Dedicated Account Executive

- Your team is provided with a dedicated Joint Commission account executive serving as a single point of contact
- Assist in survey preparation, agenda for survey, scheduling, and dedicated client support for questions
- We help before, during, and after survey



Business Development

– Contact Us

qualitylabs@jointcommission.org

- For initial questions
- Discuss eligibility and timeline
- Access to trial standards
- Request for an application
- Pricing estimate worksheet



Caleb Bardy, MBA, MLS (ASCP)^{CM}
Business Development Manager-East



Sharon Hibbe, MPH
Business Development Manager-West

Thank You

Stay tuned for a short demo of E-dition®